

ARMY PUBLIC SCHOOL, JAIPUR
SUMMER HOLIDAY HOMEWORK (2022-23) CLASS-I

ENGLISH :

- # DO ENGLISH WRITING PRACTISE ATLEAST 20 PAGES.
- # LEARN POEM-3 AND MAKE A VIDEO OF YOU RECITING IT WITH EXPRESSION
- # PRACTISE READING DAILY

HINDI :

- # 20 पृष्ठ सुलेक लिखो
- # कविता परांठा जानू का याद करे।
- # पढ़ने का अभ्यास करे।

MATHS :

- # WRITE 1-100
- # NUMBER NAMES 1-50
- # PASTE MATCH STICKS IN ASCENDING AND DESCENDING ORDER FROM 1-10 ON A4 SIZE SHEET

EVS :

- # DRAW A FAMILY TREE ON A4 SIZE SHEET.

NOTE :

- DO THE WRITING WORK OF HOLIDAY HOMEWORK IN A 3 IN 1 NOTEBOOK.
- REVISE ALL THE C.W DONE IN ALL THE SUBJECTS.
- GET THE PRINTOUTS OF THESE SENT WORKSHEETS AND DO THESE.

COMPUTER :

- 1) DRAW OR PASTE PICTURES OF 3 MANUAL MACHINE AND 3 ELECTRONIC MACHINES.
- 2) DRAW OR PASTE PICTURES OF MOUSE AND MONITOR.

NOTE :

- LEARN AND REVISE ALL THE WORK DONE IN CLASS FOR ALL THE SUBJECTS.
- MAKE A 3 IN 1 NOTEBOOK FOR HOLIDAY HOMEWORK.
- GET THE PRINTOUTS OF THESE WORKSHEETS AND COMPLETE THEM.

English Worksheet


Name : _____ Class : _____ Section : _____

ACTIVITY SHEET

WRITE THE OPPOSITES

1. BIG





2. RUN





3. LIGHT





4. ON





5. WHITE





Hindi Worksheet

Name : _____ Class : _____ Section : _____

ग्रीशमवकाश कार्य
अभ्यास पत्रिका - 2

आ की मात्रा लगाकर शब्द पूरे करो और
चित्र में रंग भरो।

गड़-गड़, गड़-गड़ ब दल अ य
ब दल अ य , जल भर ल य ।
क ल क ल ब दल छ य
छम-छम, छम-छम जल बरस य ।



Maths Worksheet















Name : _____ Class : _____ Section : _____

DELHI PUBLIC SCHOOL, INDIRAPURAM
(CLASS — I Holiday Homework: 2017-2018)

Number Names and Numerals

Count each object in the picture and write its numeral and number name. Colour the picture.

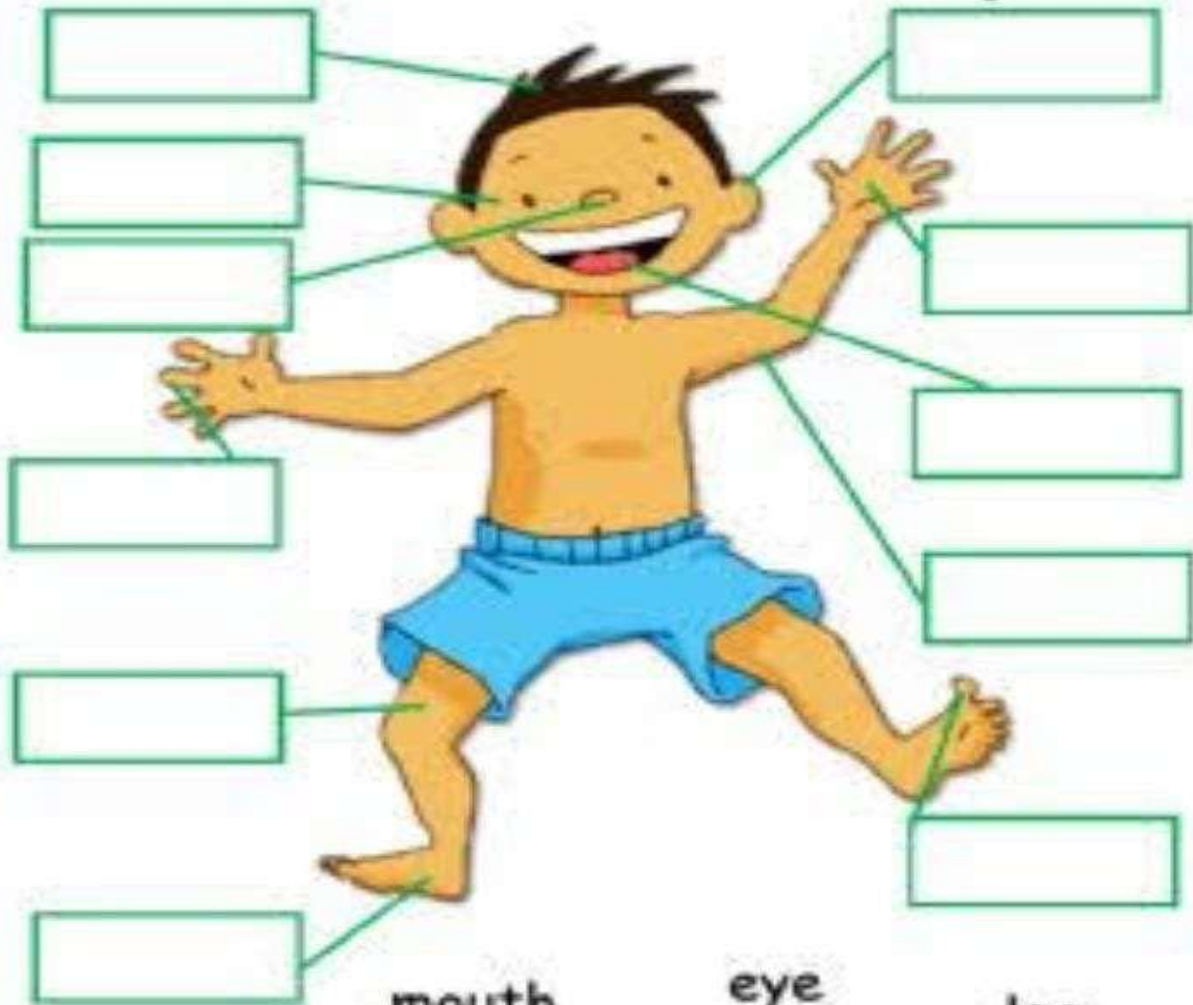


	4	Four		<input type="text"/>	
	<input type="text"/>			<input type="text"/>	
	<input type="text"/>			<input type="text"/>	
	<input type="text"/>			<input type="text"/>	
	<input type="text"/>			<input type="text"/>	
	<input type="text"/>			<input type="text"/>	
	<input type="text"/>			<input type="text"/>	

EVS Worksheet

Name : _____ Class : _____ Section : _____

Parts of the Body



arm

ear

foot

mouth

hand

toe

nose

eye

hair

finger

leg

Computer Worksheet

Name : _____ Class : _____ Section : _____



A. Keyboard



B. Monitor



C. Printer



D. CPU



E. Mouse



F. Speakers

Army Public School, Jaipur

Summer Holiday Homework (2022-23)

Class-II

ENGLISH-

- Do English Writing Practice atleast 20 pages.
- Learn poem “He is called Dad” with actions.
- Write 10 lines on the topic “My Family”.
- Make a chart of common noun and proper noun on A4 sheet.

HINDI-

- 20 पृष्ठ सुलेख लिखें।
- A4 शीट पर वर्णमाला का चार्ट बनाएँ।
- कविता "सूरज" याद करें। कागज़ से सूरज का मुखौटा बनाएँ तथा मुखौटा पहनकर "सूरज" कविता सुनाने का अभ्यास करें।

MATHS-

- Write tables 2 to 10.
- Make a chart of Ordinal numbers on A4 sheet.
- Write Number Names - 1 to 100.
- Do worksheet on page number- 49.

EVS-

- Make a scrap book and do the following activities –
 - Write 10 lines on “Myself” and paste your picture.
 - Draw and label Body Parts.
 - Draw/ paste 5 internal organs.
 - Draw/ paste 5 external organs.
 - Make a family tree.

COMPUTER- (Do this work in CW notebook)

- Draw or paste pictures of all types of computers.
- Write 2 uses of computer in-
 - a) School,
 - b) Home,
 - c) Bank,
 - d) Hospital

Note-

- Learn and revise all the work done in class for all the subjects.
- Make a 3 in 1 notebook for Holiday Homework.

Army Public School, Jaipur

Summer Holiday Homework (2022-23)

Class-III

English :

1. Do activities 1&2 in English Reader book page:137.
2. Read and do page:145 in English Reader book.
3. Write a diary page every day mentioning your daily routine. Do this in a three in one notebook.
4. Prepare a Dictionary using words from your English Reader book. Cover and decorate your dictionary.

Hindi :

- 1) "उपवन के फूल" कविता याद करें। कागज़ से फूल का मुखौटा बनाएँ कथा मुखौटा पहनकर अभिनय के साथ कविता सुनाने का अभ्यास करें।
- 2) 30 पृष्ठ सुलेख लिखें।
- 3) इंटरनेट से साहसी बच्चों पर आधारित कहानियाँ पढ़ें व कोई दो कहानियाँ कॉपी में लिखें।

Maths :

1. Make a clock of Roman Numerals. (For Subject Enrichment)
2. From the given number
2,5,0,7,5
 - * form the greatest number.
 - * form the smallest number.
 - * Write these numbers in words.
 - * Make 5 different numbers and arrange them in ascending and descending order.
3. Learn tables 2-12

EVS :

1. Take an old container like coffee mugs/large mouth bottles/ old pots and clean them properly. Colour and decorate them.
Make a hole at the bottom. Fill it with soil and plant a seed in it.
2. Interview your maternal and paternal grandparents and fill the table given on page 13.
3. Write some good qualities of your family members and paste their pictures on A4 sheet.

Computer : (Do this work in computer Notebook)

- 1) Draw or paste picture of Computer System.
- 2) Make Hanging Model of IPO Cycle.
- 3) Write 1 point on Windows, Mac OS and LINUX operating system.

Note-

- Learn and revise all the work done in class for all the subjects.
- Make a 3 in 1 notebook for Holiday Homework.

Army Public School, Jaipur

Summer Holiday Homework (2022-23)

Class-IV

English :

1. Do activities 1&2 in English reader book pages:153 & 154.
2. Read and do pages:161 & 162 in English reader book.
3. Read and write a paragraph from an English newspaper daily. Do this in a three in one notebook.
4. Search and collect pictures of any one of your favourite tourist place and make a collage on A4 size sheet.

Hindi :

- 1) स्वतंत्रता सेनानी के वेश-भूषा धारण कर, अभिनय के साथ "भारत के बच्चे" कविता सुनाने का अभ्यास करें।
- 2) 30 पृष्ठ सुनेख लिखें।
3. इंटरनेट से भारतीय महान व्यक्तियों के जीवन की प्रेरणादायक घटना पढ़ो और किन्हीं दो के चित्र बनाकर कॉपी में लिखो ।

Maths :

1. Collect phone number of any five family members and write them in place value chart according to Indian and International place value system on A4 size sheet.
2. From the given number
7,5,4,0,3,2
*form the greatest number.
*form the smallest number.
* Make any five different number and arrange them in ascending and descending order.
3. Make a calendar of your month of birth in Roman Numerals. (For Subject Enrichment)
4. Learn tables 2-20

EVS :

1. Make a stethoscope using plastic funnels and rubber tubes.
(Take help from pg no 20)
2. Draw a well labelled diagram of a digestive system on A4 sheet.
3. Collect information about two super achievers who are differently labeled and write about them on A4 sheet.

Computer: (Do this work in computer Notebook)

- 1) Draw or paste pictures of 3 components available inside the System Unit.
- 2) Draw or paste pictures of 2 disk drives.
- 3) Write the name of all ports available in System Unit in a desktop computer.

Note-

- Learn and revise all the work done in class for all the subjects.
- Make a 3 in 1 notebook for Holiday Homework.

Army Public School, Jaipur

Summer Holiday Homework (2022-23)

Class-V

English :

1. Do activities 1&2 in English Reader book pages:161 & 162.
2. Read and do pages:169 & 170 in English Reader book.
3. Read and write a paragraph from an English newspaper daily.Do this in a three in one notebook.
4. Interact with any five children studying in other schools.They may be your friends/ cousins/ neighbours etc. Ask them about there school's daily routine, teachers, different school activities, etc and make a report in three in one notebook.

Hindi :

1. अभिनय, हाव - भाव तथा लय के साथ "वह शक्ति हमें दो" कविता सुनाने का अभ्यास करें।
- 2) 30 पृष्ठ सुलेख लिखें।
3. किन्हीं दस वाद्य यंत्रों के चित्र बनाकर / चिपकाकर उनके नाम लिखो ।
- 4) इंटरनेट से भारतीय संगीतकारों के विषय में जानकारी एकत्रित करो और किन्हीं दो के चित्र बनाकर / चिपकाकर कॉपी में लिखो ।

Maths :

1. Collect Aadhar number of any five family members and write them in place value chart according to Indian and International place value system on A4 size sheet.
2. From the given number
8,6,5,4,0,2,1
* form the greatest number. * form the smallest number.
* Make any five different number and arrange them in ascending and descending order.
3. Make a calendar of your month of birth in Roman Numerals.
4. Learn tables 2-20
5. Search any two Indian Mathematicians on internet. Write few lines about them including their contribution in subject and paste their pictures on A 4 size sheet. (For Subject Enrichment)

EVS :

1. Collect information about Olympic games. Write about it on A4 sheet and paste pictures also. Write names of six Olympic medal winners of our country.
2. Draw a family tree write the names of your family members and paste pictures also on A4 sheets.
(Take help from page no 8)
3. Collect information about any one women achiever of India and write down about her on A4 sheet.
*Learn L-1,2 and 3 for PT 1 exams.

Computer : (Do this work in computer Notebook)

- 1) Write 2 points on First to Fifth Generation of Computers.
- 2) Draw or paste pictures of Transistor and Integrated Circuit.
- 3) Create PowerPoint Presentation on Five Generations of Computers.

Note-

- Learn and revise all the work done in class for all the subjects.

- **Make a 3 in 1 notebook for Holiday Homework.**